



# CP130 & CP200

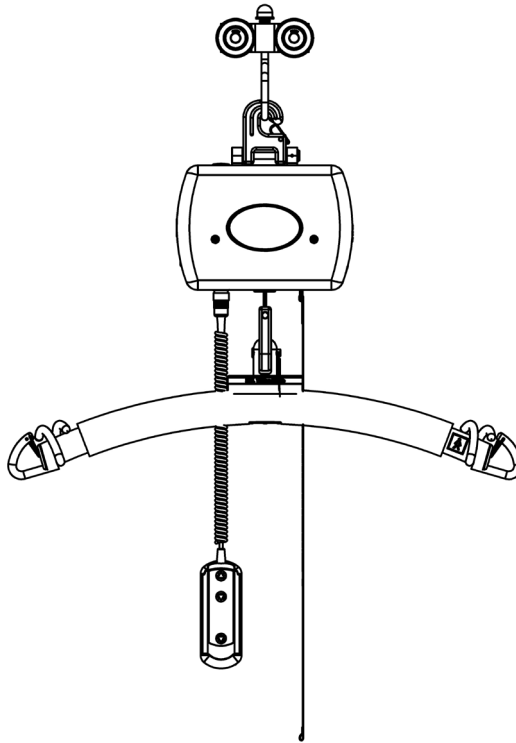
## CEILING TRACK HOIST



# SPARE PARTS MANUAL


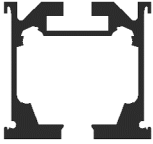
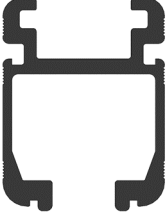




## 1. Contents



<b>Description</b>	<b>Page(s)</b>
Track Types	3
Spare Parts Summary	4-5
Part Code Detail	6-12
Notes	13-15
Contacts	16

## 2. Track Types

<p>Track Type 1</p> 	<p>Track Type 2</p> 
<p>Track Type 3</p> 	<p>Track Type 4</p> 
<p>Track Type 5</p> 	



### 3. Spare Parts Summary

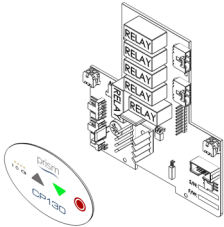
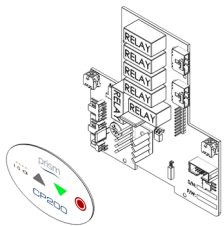
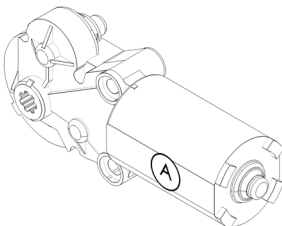

<b>Part Code</b>	<b>Description</b>
108904	CP130 PCB + Membrane
108905	CP200 PCB + Membrane
108442	CP Lift Motor A
108443	CP Lift Motor B
108032	Prism CP Handset
108001	CP Hub Assembly
108036	CP Limit Switch Assembly
108901	CP Battery Set (Pair)
108013	CP Strap Pin
108216	CP Emergency Lower Switch Assembly
108217	CP Emergency Lower Cord
300507	CP 130 kg Black Carry Bar Assembly
300506	CP 200 kg Black Carry Bar Assembly
300510	CP 130 kg White Carry Bar Assembly
300511	CP 200 kg White Carry Bar Assembly
440080	CP 130 kg Lift Tape Assembly
440085	CP 200 kg Lift Tape Assembly
108432	CP130 Front Cover Kit
108002	CP200 Front Cover Kit
108423	CP130 Rear Cover Kit
108422	CP200 Rear Cover Kit
108906	CP130/CP200 Top Cover Kit
108907	CP130/CP200 Bottom Cover Kit



## Spare Parts Summary

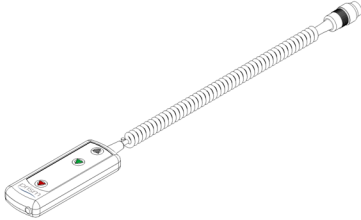
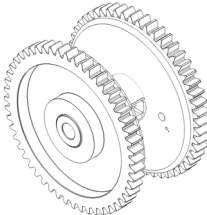
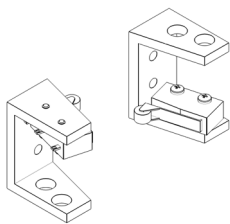
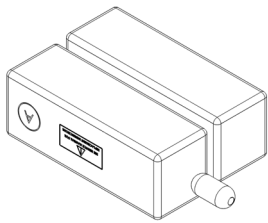
<b>Part Code</b>	<b>Description</b>
430001	CP Lift Tape QRS Hook Assy
108067	CP Trolley QRS Hook Assy
108060	CP Trolley (Track Type 1)
108130	CP Trolley (Track Type 2)
108120	CP Trolley (Track Type 3)
108120	CP Trolley (Track Type 4)
108220	CP Trolley (Track Type 5)
104037	CP Wall Mounted Charger Kit
999016	Prism CP130/CP200 User Manual

## 4. Part Code Detail

 <p>Diagram of the CP130 PCB &amp; Membrane assembly. The PCB features five relays labeled 'RELAY'. A callout oval shows the 'prism' logo, a green arrow pointing to 'CP130', and a red circle.</p>	<p>CP130 PCB &amp; Membrane 108904</p>
 <p>Diagram of the CP200 PCB &amp; Membrane assembly. The PCB features five relays labeled 'RELAY'. A callout oval shows the 'prism' logo, a green arrow pointing to 'CP200', and a red circle.</p>	<p>CP200 PCB &amp; Membrane 108905</p>
 <p>Diagram of the CP Lift Motor A, a cylindrical motor with a circular end cap and a label 'A' on its side.</p>	<p>CP Lift Motor A 108442</p>
 <p>Diagram of the CP Lift Motor B, a cylindrical motor with a circular end cap and a label 'B' on its side.</p>	<p>CP Lift Motor B 108443</p>

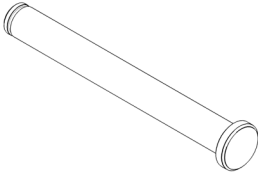
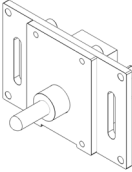

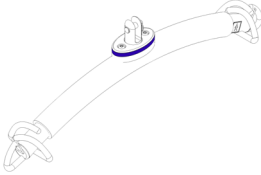
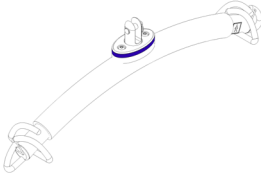


## Part Code Detail

 A line drawing of a Prism CP Handset. It consists of a rectangular control unit with three indicator lights (red, green, and blue) and a long, flexible, braided cable extending from one end, ending in a small cylindrical connector.	<p>Prism CP Handset 108032</p>
 A line drawing of a CP Hub Assembly, showing two interlocking gears of different sizes mounted on a central hub.	<p>CP Hub Assembly 108001</p>
 A line drawing of a CP Limit Switch Assembly, showing two separate metal components. One is a rectangular base with two mounting holes, and the other is a vertical bracket with a small protruding arm.	<p>CP Limit Switch Assembly 108036</p>
 A line drawing of a CP Battery Set (Pair), showing two rectangular battery units. One unit is shown from the front, featuring a voltmeter symbol and a label, while the other is shown from the side, highlighting a cylindrical terminal on its end.	<p>CP Battery Set (Pair) 108901</p>



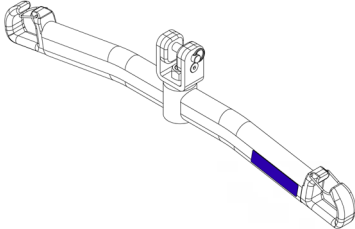
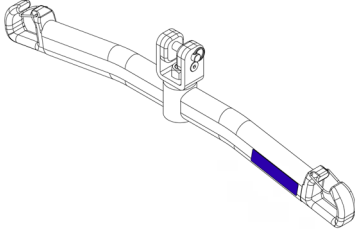
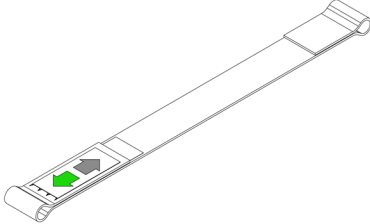
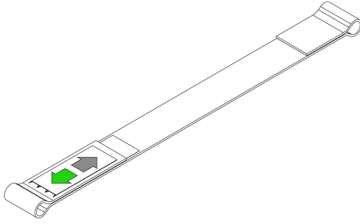
## Part Code Detail

 A simple line drawing of a long, cylindrical metal pin with a slightly wider, flanged end on one side.	CP Strap Pin 108013
 A line drawing of a rectangular metal assembly with a central cylindrical protrusion and two vertical slots on either side.	CP Emergency Lower Switch Assembly 108216
 A line drawing of a long, thin cord with a metal connector at one end and a loop at the other.	CP Emergency Lower Cord 108217
 A line drawing of a curved metal bar with a central blue-colored mounting point and two loops at the ends.	CP 130 kg Black Carry Bar Assembly 300507
 A line drawing of a curved metal bar, similar to the 130 kg version, with a central blue-colored mounting point and two loops at the ends.	CP 200 kg Black Carry Bar Assembly 300506






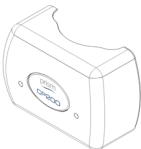
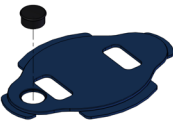
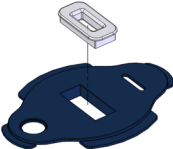


## Part Code Detail

	CP 130 kg White Carry Bar Assembly 300510
	CP 200 kg White Carry Bar Assembly 300511
	CP 130 kg Lift Tape Assembly 440080
	CP 200 kg Lift Tape Assembly 440085

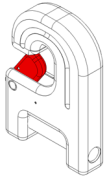
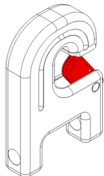
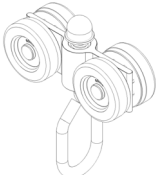
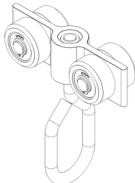
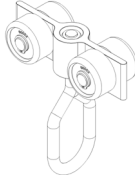


## Part Code Detail

	CP130 Front Cover Kit 108432
	CP200 Front Cover Kit 108002
	CP130 Rear Cover Kit 108423
	CP200 Rear Cover Kit 108422
	CP130/CP200 Top Cover Kit 108906
	CP130/CP200 Bottom Cover Kit 108907

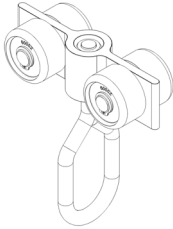
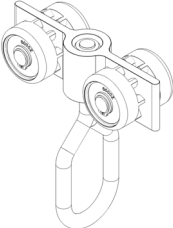
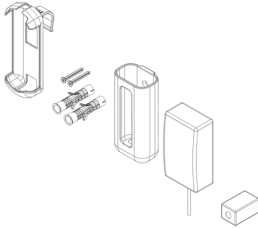



## Part Code Detail

 A technical line drawing of a CP Lift Tape QRS Hook Assy. It features a curved top section with a red-colored hook-like component protruding from the center.	CP Lift Tape QRS Hook Assy 430001
 A technical line drawing of a CP Trolley QRS Hook Assy. It is similar to the first part but has a different internal structure and a red-colored hook component.	CP Trolley QRS Hook Assy 108067
 A technical line drawing of a CP Trolley (Track Type 1). It consists of two wheels mounted on a central axle, with a handle-like structure at the bottom.	CP Trolley (Track Type 1) 108060
 A technical line drawing of a CP Trolley (Track Type 2). It features two wheels on a central axle and a handle-like structure, with a different wheel design compared to Track Type 1.	CP Trolley (Track Type 2) 108130
 A technical line drawing of a CP Trolley (Track Type 3). It is similar to Track Type 2 but has a different wheel design.	CP Trolley (Track Type 3) 108120



## Part Code Detail

	<p>CP Trolley (Track Type 4) 108120</p>
	<p>CP Trolley (Track Type 5) 108220</p>
	<p>CP Wall Mounted Charger Kit 104037</p>
 <p><b>USER MANUAL</b></p>	<p>Prism CP User Manual 999016</p>



## 5. Notes



## Notes



## Notes



## 6. Contacts

### DEALER CONTACT DETAILS

### MANUFACTURER CONTACT DETAILS

Unit 1, Tir Llwyd Industrial Estate, St Asaph Avenue, Kinmel Bay,  
Conwy, United Kingdom, LL18 5JZ

Telephone: +44 (0)1924 840100  
[www.prismmedical.co.uk](http://www.prismmedical.co.uk)

### DISCLAIMER

While every effort has been made to ensure the accuracy of information contained in this manual, no liability can be accepted by Prism Medical UK for any errors or omissions. Prism Medical UK operates a policy of continuous improvement. Specifications and other data are subject to change without notice.

**prismmedicaluk**  
a prismhealthcare company

UK  
CA



CE

