





























Technical Specifications















Below are the technical specifications for the most popular Freeway Shower Chair models. Please consult our website, www.prismmedical.co.uk, for the full range of dimensions.








Standard Chairs


These chairs have been weight tested to 200kg (30 stone). Excludes the T100, which is tested to 350kg (55 stone).















| | | | |
|---|---|---|---|
|  | 1 - Overall maximum height |  | 8 - Standard depth of the seat |
|  | 2 - Overall maximum width |  | 9 - Top of the armrest to top of the seat |
|  | 3 - Length with footrests fitted at the lowest position |  | 10 - Width clearance |
|  | 4 - Length with footrests fitted at the highest position |  | 11 - Top of backrest handle to top of the seat |
|  | 5 - Width of standard seat |  | 11a - Top of backrest vinyl to top of the seat |
|  | 6 - Height from floor to top of the seat |  | 12 - Distance between armrest at the rear |
|  | 7 - Height clearance |  | 13 - Distance between armrest at the front |















| T30 |  |  |  |  |  |  |  |  |  |  |  |  |  |  |
|-------------|---|---|---|---|---|---|---|---|--|---|---|---|---|---|
| T30A | 1025 | 660 | 570 | 570 | 540 | 480 | 355 | 400 | 190 | 485 | 490 | 450 | 475 | 520 |
| T30B | 975 | 610 | 570 | 570 | 490 | 480 | 355 | 400 | 190 | 435 | 490 | 450 | 425 | 470 |
| T30C | 925 | 560 | 570 | 570 | 440 | 480 | 355 | 400 | 190 | 385 | 490 | 450 | 375 | 420 |

| T40 |  |  |  |  |  |  |  |  |  |  |  |  |  |  |
|------------------|---|---|---|---|---|---|---|---|---|---|---|---|---|---|
| T40A | 980 | 640 | 1050 | 950 | 540 | 560 | 445 | 400 | 190 | 485 | 490 | 450 | 475 | 520 |
| T40B | 980 | 610 | 1050 | 950 | 490 | 560 | 445 | 400 | 190 | 435 | 490 | 450 | 425 | 470 |
| T40C | 980 | 560 | 1050 | 950 | 440 | 560 | 445 | 400 | 190 | 385 | 490 | 450 | 375 | 420 |
| T40A AUTO | 980 | 640 | 1050 | 950 | 540 | 560 | 480 | 400 | 190 | 485 | 490 | 450 | 475 | 520 |
| T40B AUTO | 980 | 610 | 1050 | 950 | 490 | 560 | 480 | 400 | 190 | 435 | 490 | 450 | 430 | 470 |
| T40C AUTO | 980 | 560 | 1050 | 950 | 440 | 560 | 480 | 400 | 190 | 385 | 490 | 450 | 410 | 410 |
| T40A COM | 980 | 640 | 1050 | 950 | 540 | 560 | 470 | 400 | 190 | 485 | 490 | 450 | 475 | 520 |
| T40B COM | 980 | 610 | 1050 | 950 | 490 | 560 | 470 | 400 | 190 | 435 | 490 | 450 | 425 | 470 |
| T40C COM | 980 | 560 | 1050 | 950 | 440 | 560 | 470 | 400 | 190 | 385 | 490 | 450 | 375 | 420 |














| T50 |  |  |  |  |  |  |  |  |  |  |  |  |  |  |
|-------------|---|---|---|---|---|---|---|---|---|---|---|---|---|---|
| T50A | 980 | 730 | 960 | 930 | 540 | 560 | 445 | 400 | 190 | 485 | 490 | 450 | 475 | 520 |
| T50B | 980 | 680 | 960 | 930 | 490 | 560 | 445 | 400 | 190 | 435 | 490 | 450 | 425 | 470 |
| T50C | 980 | 630 | 960 | 930 | 440 | 560 | 445 | 400 | 190 | 385 | 490 | 450 | 375 | 420 |

| T60 |  |  |  |  |  |  |  |  |  |  |  |  |  |  |
|-------------|---|---|---|---|---|---|---|---|---|---|---|---|---|---|
| T60A | 980 | 690 | 1060 | 960 | 540 | 560 | 445 | 400 | 190 | 485 | 490 | 450 | 475 | 520 |
| T60B | 980 | 640 | 1060 | 960 | 490 | 560 | 445 | 400 | 190 | 435 | 490 | 450 | 425 | 470 |
| T60C | 980 | 590 | 1060 | 960 | 440 | 560 | 445 | 400 | 190 | 385 | 490 | 450 | 375 | 420 |

| T70  |  |  |  |  |  |  |  |  |  |  |  |  |  | |
|--|---|---|---|---|---|---|---|--|---|---|---|---|---|-----|
| | 1 | 2 | 3 | 4 | 5 | 6 | 7 | 8 | 9 | 10 | 11 | 11a | 12 | 13 |
| T70A | 980 | 750 | 1100 | 1150 | 540 | 560 | 445 | 400 | 190 | 485 | 490 | 450 | 475 | 520 |
| T70B | 980 | 700 | 1100 | 1150 | 490 | 560 | 445 | 400 | 190 | 435 | 490 | 450 | 425 | 470 |
| T70C | 980 | 650 | 1100 | 1150 | 440 | 560 | 445 | 400 | 190 | 385 | 490 | 450 | 375 | 420 |
| T70A AUTO | 980 | 790 | 1060 | 1140 | 540 | 560 | 480 | 400 | 190 | 485 | 490 | 450 | 475 | 520 |
| T70B AUTO | 980 | 740 | 1060 | 1140 | 490 | 560 | 480 | 400 | 190 | 435 | 490 | 450 | 430 | 470 |
| T70C AUTO | 980 | 690 | 1060 | 1140 | 440 | 560 | 480 | 400 | 190 | 385 | 490 | 450 | 410 | 410 |
| T70A COM | 980 | 775 | 1020 | 1110 | 540 | 560 | 470 | 400 | 190 | 485 | 490 | 450 | 475 | 520 |
| T70B COM | 980 | 725 | 1020 | 1110 | 490 | 560 | 470 | 400 | 190 | 435 | 490 | 450 | 425 | 470 |
| T70C COM | 980 | 675 | 1020 | 1110 | 440 | 560 | 470 | 400 | 190 | 385 | 490 | 450 | 375 | 420 |

| T90 Paediatric  |  |  |  |  |  |  |  |  |  |  |  |  |  | |
|---|---|---|---|---|---|---|---|--|---|---|---|---|---|-----|
| | 1 | 2 | 3 | 4 | 5 | 6 | 7 | 8 | 9 | 10 | 11 | 11a | 12 | 13 |
| T90 Assistant-propelled | 910 | 620 | 690 | N/A | 360 | 440 | N/A | 330 | 140 | N/A | 480 | 440 | 300 | 340 |
| T90 Self-propelled | 910 | 620 | 740 | N/A | 360 | 440 | N/A | 330 | 140 | N/A | 480 | 440 | 300 | 340 |
| T90WC Assistant-propelled | 980 | 530 | 740 | N/A | 360 | 560 | 440 | 330 | 160 | 440 | 480 | 440 | 320 | 325 |
| T90WC Self-propelled | 980 | 690 | 870 | N/A | 360 | 560 | 440 | 330 | 160 | 440 | 480 | 440 | 320 | 325 |

| T100 Plus-Size  |  |  |  |  |  |  |  |  |  |  |  |  |  | |
|--|---|---|---|---|---|---|---|---|---|---|---|---|---|-----|
| | 1 | 2 | 3 | 4 | 5 | 6 | 7 | 8 | 9 | 10 | 11 | 11a | 12 | 13 |
| T100 | 970 | 860 | 1220 | 1170 | 790 | 560 | 440 | 550 | 190 | 740 | 480 | 440 | 720 | 750 |
| T100FR | 970 | 910 | 1220 | 1170 | 790 | 560 | 440 | 550 | 190 | 740 | 480 | 440 | 720 | 750 |

| Height Adjustable  |  |  |  |  |  |  |  |  |  |  |  |  | | |
|--|---|---|---|---|---|---|---|---|---|---|---|---|-----|-----|
| | 1 | 2 | 3 | 4 | 5 | 6 | 7 | 8 | 9 | 10 | 11 | 11a | 12 | 13 |
| Height Adjustable A | 980 | 640 | 1050 | 970 | 540 | 560 | 445 | 400 | 190 | 485 | 490 | 450 | 475 | 520 |
| Height Adjustable B | 980 | 610 | 1050 | 970 | 490 | 560 | 445 | 400 | 190 | 435 | 490 | 450 | 425 | 470 |
| Height Adjustable C | 980 | 560 | 1050 | 970 | 440 | 560 | 445 | 400 | 190 | 385 | 490 | 450 | 375 | 420 |

This frame adjusts in height. The floor to top of seat measurement can be 510, 535 or 560mm.

T80 Chairs

The T80 has been weight tested to 160kg (25 stone).

- 1** - Height
- 2** - Height with detachable headrest
- 3** - Width
- 4A** - Length in an upright position
- 4B** - Length with max. recline, including footrests at the highest position
- 4C** - Length max. recline and detachable headrest fitted
- 5** - Seat width
- 6** - Height to the top of the seat
- 7** - Height clearance
- 8** - Seat depth (standard seat)
- 9** - Top of the armrest to top of the seat
- 10** - Width clearance
- 11** - Top of the backrest to top of the seat (without detachable headrest fitted – with headrest add 300mm)
- 12** - Distance between armrests at rear
- 13** - Distance between armrests

| T80 | | | | | | | | | | | | | | | |
|------------------|------|------|-----|-----|------|------|-----|-----|-----|-----|-----|-----|-----|-----|-----|
| | 1 | 2 | 3 | 4A | 4B | 4C | 5 | 6 | 7 | 8 | 9 | 10 | 11 | 12 | 13 |
| T80A | 1140 | 1460 | 650 | 900 | 1150 | 1300 | 540 | 570 | 445 | 400 | 190 | 480 | 535 | 475 | 520 |
| T80B | 1140 | 1460 | 600 | 900 | 1150 | 1300 | 490 | 570 | 445 | 400 | 190 | 430 | 535 | 425 | 470 |
| T80C | 1140 | 1460 | 550 | 900 | 1150 | 1300 | 440 | 570 | 445 | 400 | 190 | 380 | 535 | 375 | 420 |
| T80A COM | 1140 | 1460 | 730 | 900 | 1150 | 1300 | 540 | 570 | 480 | 400 | 190 | 480 | 535 | 475 | 520 |
| T80B COM | 1140 | 1460 | 680 | 900 | 1150 | 1300 | 490 | 570 | 480 | 400 | 190 | 430 | 535 | 430 | 470 |
| T80C COM | 1140 | 1460 | 630 | 900 | 1150 | 1300 | 440 | 570 | 480 | 400 | 190 | 380 | 535 | 410 | 410 |
| T80A AUTO | 1140 | 1460 | 730 | 900 | 1150 | 1300 | 540 | 570 | 470 | 400 | 190 | 480 | 535 | 475 | 520 |
| T80B AUTO | 1140 | 1460 | 680 | 900 | 1150 | 1300 | 490 | 570 | 470 | 400 | 190 | 430 | 535 | 425 | 470 |
| T80C AUTO | 1140 | 1460 | 630 | 900 | 1150 | 1300 | 440 | 570 | 470 | 400 | 190 | 380 | 535 | 375 | 420 |
| T80P | 1024 | 1320 | 560 | 760 | 1060 | 1220 | 360 | 570 | 470 | 320 | 160 | 500 | 510 | 400 | 400 |

Freeway Flow

The cradle has been weight tested to 130kg (20 stone).

- A** - Seat height
- B** - Cradle end height
- C** - Handle height
- D** - Overall height
- E** - Base frame length
- F** - Back length
- G** - Seat length
- H** - Leg length
- I** - End length
- J** - Internal width
- K** - Overall width
- L** - Upright length
- M** - Reclined length

| Freeway Flow | A* | B | C* | D* | E | F | G | H | I | J | K | L | M |
|---------------|-----|-----|------|------|-----|-----|-----|-----|-----|-----|-----|------|------|
| Small | 592 | 176 | 940 | 1106 | 800 | 620 | 300 | 360 | 150 | 440 | 502 | 950 | 1260 |
| Medium | 592 | 116 | 1050 | 1214 | 800 | 750 | 350 | 450 | 150 | 440 | 502 | 1134 | 1508 |
| Large | 592 | 116 | 1050 | 1214 | 800 | 750 | 350 | 450 | 150 | 520 | 582 | 1134 | 1508 |

All measurements in mm.

*Measurements taken at lowest height setting.